Signify Classified - Internal
Cooper Lighting Solutions Photometric Lab
1121 Highway 74 South
Peachtree City, GA 30269

Scaled data based on original data using

LM-79-08 Approved Method: Electrical and Photometric Measurements of Solid-State Lighting Products

Test Report Prepared for

Cooper Lighting Solutions

(formerly Eaton)

Brand: LUMARK

Report Number: P895744

Luminaire Tested: **CLCS15S-PC-5000K-40%**

Issue Date: 11/14/2024

Test Information

Test Method:	LM-79-08
Report Number:	P895744
Test Lab:	INNOVATION CENTER(G2)
Issue Date:	11/14/2024
Manufacturer:	COOPER LIGHTING SOLUTIONS (FORMERLY EATON)
Product Line:	LUMARK
Catalog Number:	CLCS15S-PC-5000K-40%
Description:	LUMARK SMALL LED CANOPY 8000LM, 60W, PC 80 CRI 5000K FIXTURE @ 40% OUTPUT
Light Source:	5000K CCT,80 CRI LEDS
Ballast/Driver:	ELECTRONIC DRIVER

Summary

Lumens per Lamp:	N/A
Luminaire Lumens:	3649.9 lumens
Efficiency:	N/A
Efficacy:	149.0 lumens/watt
Luminous Opening:	Rectangular w/ Sides (W: 0.8' x L: 0.8' x H: 0.1')
IES Classification:	Type V - Short
BUG Rating:	B2 - U2 - G1
Input Watts (W):	24.5
Input Voltage (V):	120
Input Current (Ain):	NR
Voltage Rise (V):	NR
Power Factor:	0.98
Total Harmonic Distortion (THDi):	NR
Frequency (hertz):	60
Stabilization Time:	NR
Operation Time:	NR
Ambient Temperature (°C):	NR
Test Distance:	28.75 FT

Cooper Lighting Solutions Photometric Lab
1121 Highway 74 South
Peachtree City, GA 30269

Scaled Data Report

REPORT NUMBER: P895744
CATALOG NUMBER: CLCS15S-PC-5000K-40%

Iso-Footcandle Lines of Horizontal Illumination

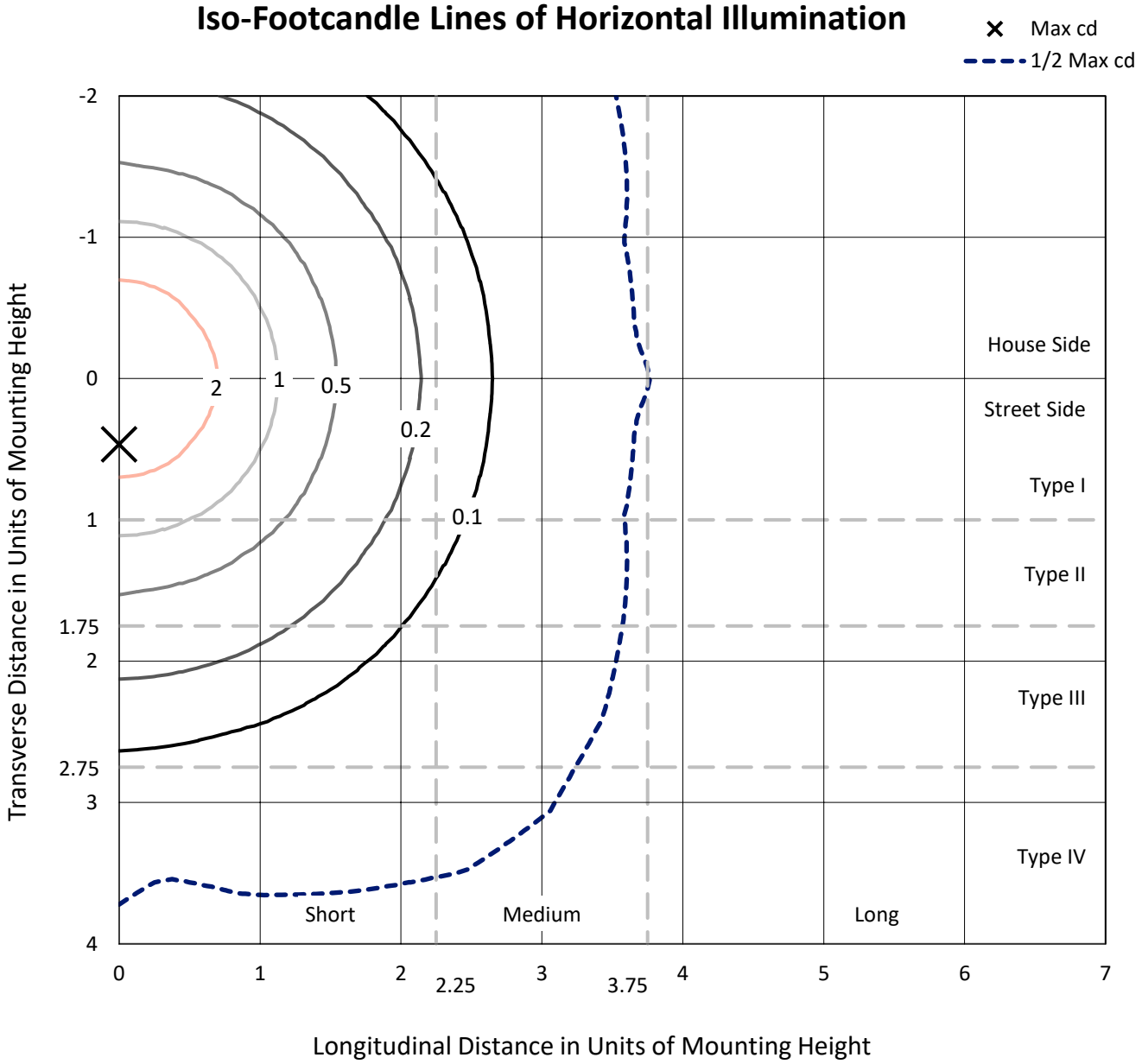

Based on 15 foot mounting height. Maximum calculated value = 3.8 fc
Type V - Short - N/A

REPORT NUMBER: P895744
CATALOG NUMBER: CLCS15S-PC-5000K-40%

Luminous Intensity Polar Plot

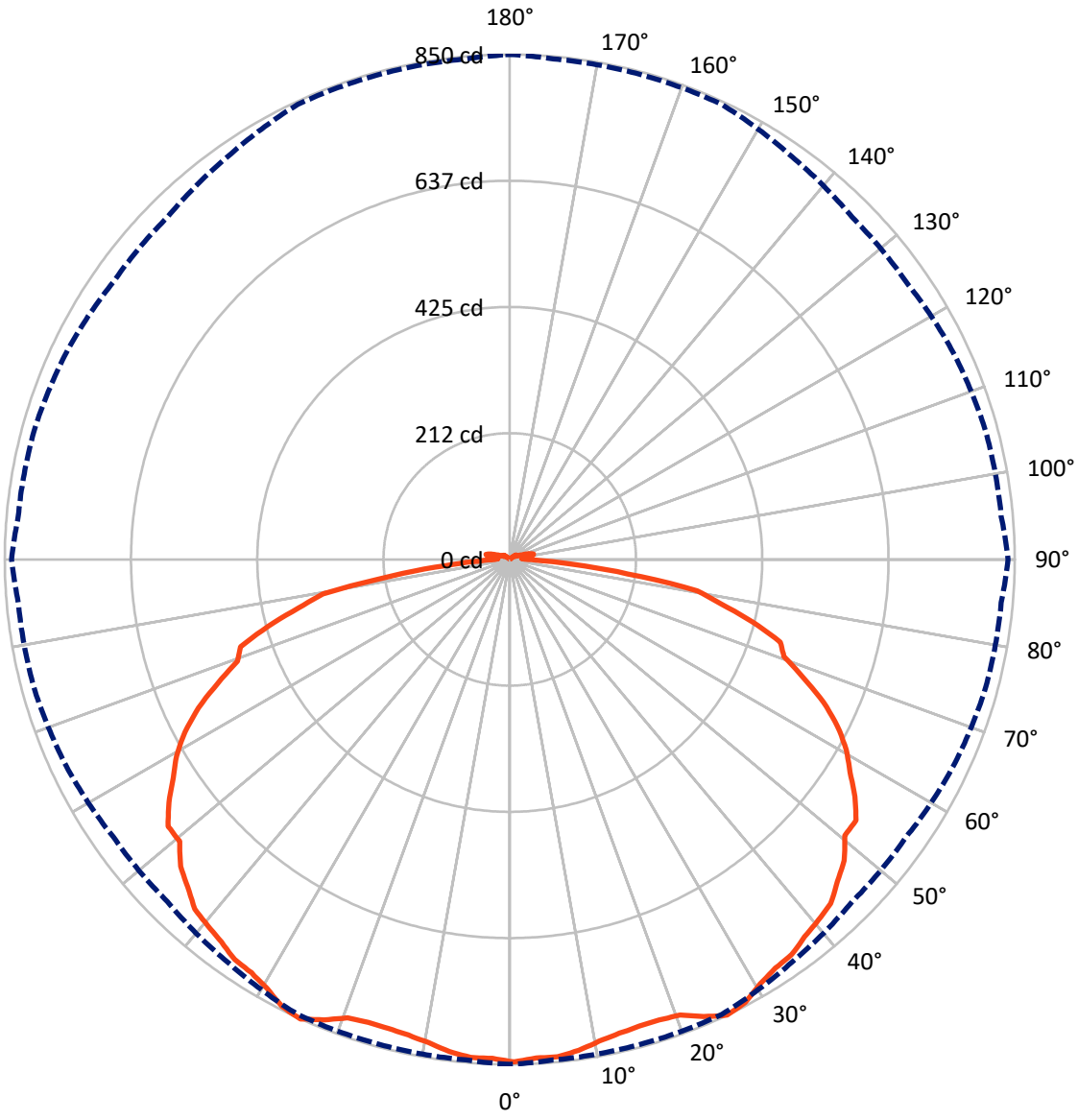

Vertical Plane Through 0-Deg Lateral Horizontal Cone Through 25-Deg Vertical

Cooper Lighting Solutions Photometric Lab
1121 Highway 74 South
Peachtree City, GA 30269

Scaled Data Report

REPORT NUMBER: P895744
CATALOG NUMBER: CLCS15S-PC-5000K-40%

FLUX DISTRIBUTION:

		Downward	Upward	Total
House Side	Lumens	1789.1	35.9	1825.0
	% Fixture	49.0	1.0	50.0
Street Side	Lumens	1789.1	35.9	1825.0
	% Fixture	49.0	1.0	50.0
Total	Lumens	3578.2	71.7	3649.9
	% Fixture	98.0	2.0	100.0

ZONAL LUMENS:

Zone	Lumens	% Fixture
0°-10°	80.0	2.2
10°-20°	232.0	6.4
20°-30°	381.5	10.5
30°-40°	505.8	13.9
40°-50°	598.2	16.4
50°-60°	629.3	17.2
60°-70°	575.5	15.8
70°-80°	444.4	12.2
80°-90°	131.5	3.6
90°-100°	25.0	0.7
100°-110°	27.8	0.8
110°-120°	10.9	0.3
120°-130°	6.0	0.2
130°-140°	1.8	0.0
140°-150°	0.3	0.0
150°-160°	0.0	0.0
160°-170°	0.0	0.0
170°-180°	0.0	0.0
0°-90°	3578.2	98.0
0°-180°	3649.9	100.0

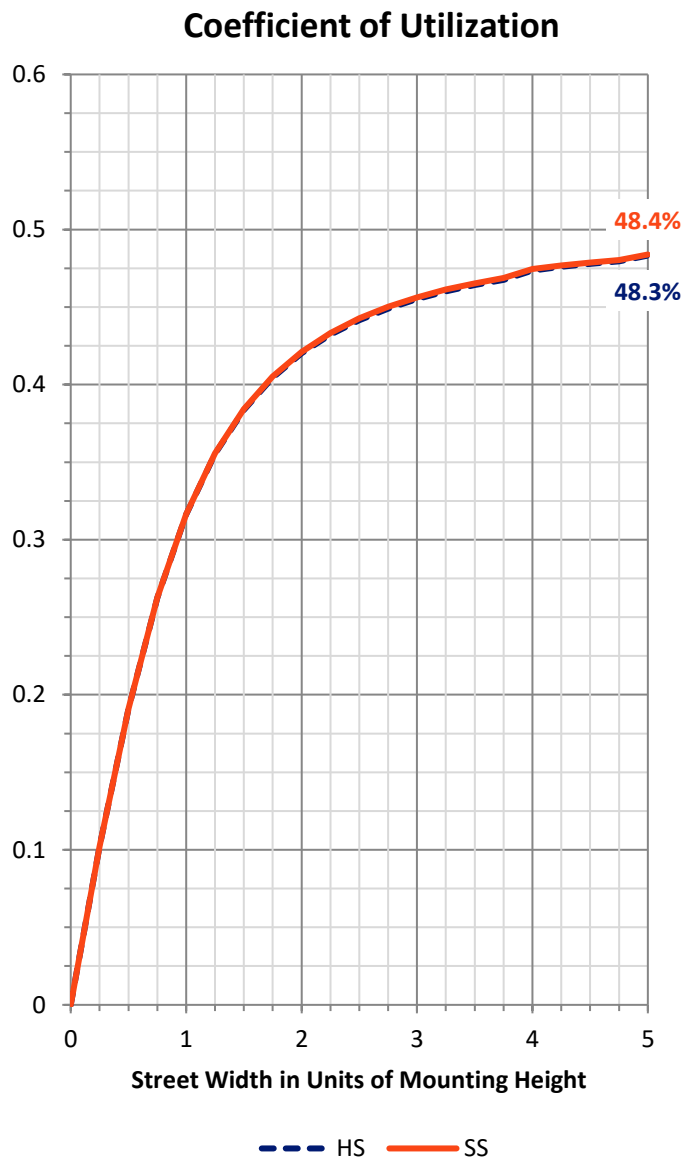

REPORT NUMBER: P895744
CATALOG NUMBER: CLCS15S-PC-5000K-40%

LUMINAIRE CLASSIFICATION SYSTEM LUMEN TABLE AND BUG RATING:

Zone		Lumens	% Fixture	Zone Rating/Lumen Limit B	U	G
FL	(0°-30°)	346.7	9.5			
FM	(30°-60°)	866.6	23.7			
FH	(60°-80°)	510.0	14.0			G0/660
FVH	(80°-90°)	65.8	1.8			G1/100
BL	(0°-30°)	346.7	9.5	B1/500		
BM	(30°-60°)	866.6	23.7	B1/1000		
BH	(60°-80°)	510.0	14.0	B2/1000		G0/660
BVH	(80°-90°)	65.8	1.8			G1/100
UL	(90°-100°)	25.0	0.7		U2/50	
UH	(100°-180°)	46.7	1.3		U2/50	

BUG Rating: B2-U2-G1
Type V Short

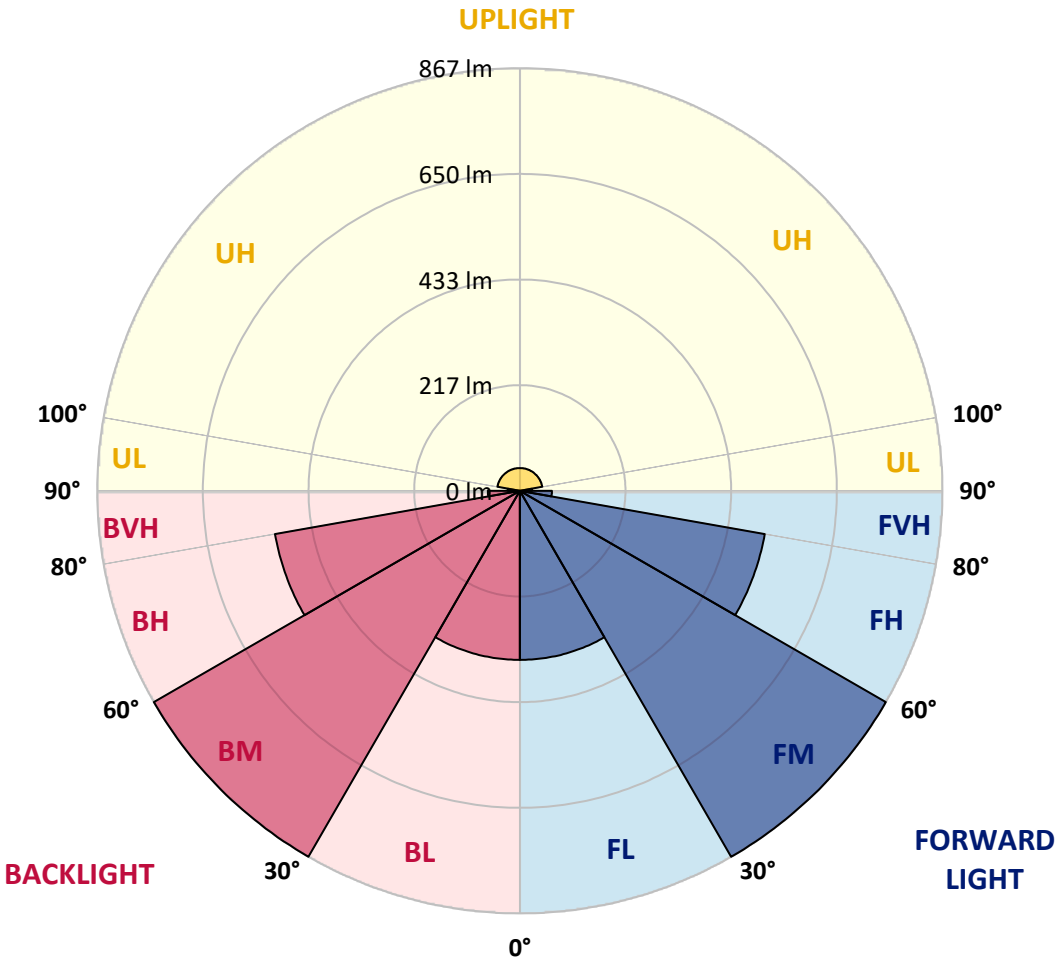

Cooper Lighting Solutions Photometric Lab
1121 Highway 74 South
Peachtree City, GA 30269

Scaled Data Report

REPORT NUMBER: P895744
CATALOG NUMBER: CLCS15S-PC-5000K-40%

CANDELA DISTRIBUTION (FULL):

	0°	5°	15°	25°	35°	45°	55°	65°	75°	85°	90°
0°	*845.6*	845.6	845.6	845.6	845.6	845.6	845.6	845.6	845.6	845.6	845.6
2.5°	*840.2*	840.6	841.5	843.3	842.4	842.9	842.9	841.5	843.3	842.9	845.6
5°	*840.6*	840.6	840.6	842.9	842.9	843.3	844.3	844.3	845.2	845.6	847.4
7.5°	*834.2*	835.1	834.2	836.0	836.5	838.8	839.7	839.2	841.1	841.1	844.7
10°	*824.6*	825.1	825.1	826.9	828.8	831.5	831.5	831.0	831.9	831.5	834.2
12.5°	*818.4*	818.4	817.9	820.6	822.5	824.2	824.6	825.1	826.5	828.3	831.0
15°	*815.2*	815.2	814.7	818.4	817.9	817.9	819.7	821.6	821.6	822.9	826.9
17.5°	*814.7*	813.3	808.8	813.8	812.4	812.0	813.3	812.9	816.5	817.0	818.4
20°	*818.4*	816.5	816.1	817.4	812.0	810.6	812.0	811.1	813.3	814.3	818.8
22.5°	*835.6*	834.7	830.1	824.6	812.4	806.5	805.1	812.0	819.7	818.8	820.6
25°	*849.7*	*845.6*	*845.2*	*844.7*	*827.4*	*814.7*	*814.3*	*823.4*	*829.2*	*830.1*	*838.3*
27.5°	*844.3*	839.2	841.5	842.4	828.3	812.9	807.4	820.6	828.8	836.0	841.5
30°	*829.2*	825.6	827.8	829.7	821.6	807.9	799.7	810.6	824.6	836.0	833.8
32.5°	*820.2*	820.2	820.2	814.7	810.2	801.5	789.2	808.3	814.3	818.8	822.5
35°	*817.0*	816.5	816.5	810.6	800.6	794.2	794.2	798.8	804.2	806.5	815.2
37.5°	*806.0*	798.8	805.1	806.5	796.5	793.3	794.2	794.6	801.9	808.3	807.9
40°	*798.8*	790.1	787.4	790.1	791.9	791.9	788.7	791.0	797.8	801.0	796.9
42.5°	*791.9*	786.0	785.5	781.4	777.8	783.2	779.6	780.5	783.7	791.0	792.8
45°	*772.9*	771.9	771.5	771.0	761.5	780.5	777.8	772.9	780.1	779.6	792.8
47.5°	*757.4*	762.4	753.2	754.2	763.7	766.0	763.7	760.5	773.3	770.1	784.2
50°	*730.4*	730.4	735.5	742.3	754.2	751.0	751.4	759.2	756.9	761.9	776.9
52.5°	*729.5*	713.2	707.7	714.1	729.1	737.7	729.1	751.4	725.4	736.8	741.4
55°	*704.6*	684.9	688.1	691.8	702.7	704.1	725.9	712.8	704.1	715.5	722.3
57.5°	*674.9*	659.5	653.6	672.3	669.5	688.6	685.9	684.0	690.4	689.5	690.4
60°	*650.8*	636.7	622.7	639.0	655.4	649.0	660.4	668.2	660.9	662.7	659.0
62.5°	*619.0*	618.6	607.6	615.4	613.1	628.0	623.9	633.1	630.8	628.5	634.0
65°	*580.3*	577.1	575.2	583.4	585.3	585.3	581.2	590.7	588.9	587.5	593.9
67.5°	*533.8*	532.5	534.3	535.2	544.8	545.7	543.9	551.6	550.7	549.8	552.1
70°	*489.2*	481.5	472.0	497.9	508.9	511.6	504.7	499.7	496.1	491.1	493.8
72.5°	*476.0*	467.5	468.8	486.1	485.1	489.7	478.8	462.9	462.9	457.4	459.7
75°	*422.4*	403.7	428.7	449.2	464.3	455.6	460.6	443.3	421.9	420.1	426.4
77.5°	*365.0*	354.1	354.6	381.8	406.9	414.7	401.0	380.4	363.2	357.7	361.4
80°	*320.0*	308.1	284.4	274.8	280.8	294.0	283.1	271.8	277.6	284.4	291.3
82.5°	*199.8*	197.5	204.4	191.1	172.5	166.2	167.1	181.1	182.5	180.2	182.5
85°	*108.8*	105.1	103.3	99.2	94.7	92.8	90.6	92.4	94.2	89.6	91.0
87.5°	*49.6*	47.8	50.5	53.3	49.6	48.7	47.8	48.2	48.2	48.7	48.7
90°	*26.4*	26.8	27.3	26.8	26.8	26.4	25.9	25.4	25.4	26.4	26.4
92.5°	*21.0*	20.5	19.2	18.7	18.2	18.2	17.8	17.8	18.2	18.7	18.7
95°	*20.1*	20.1	18.7	17.8	17.3	16.4	16.9	17.8	18.7	19.6	19.6
97.5°	*30.5*	30.5	28.6	25.9	23.3	21.0	22.8	25.9	27.7	29.1	29.1
100°	*39.1*	39.1	36.4	31.4	26.4	24.2	25.9	30.9	35.0	36.8	37.3
102.5°	*40.9*	40.5	36.8	31.4	25.0	22.3	24.6	30.5	35.9	38.7	39.1
105°	*35.9*	35.5	32.7	26.8	20.5	16.9	20.5	26.4	31.8	34.6	35.0
107.5°	*29.5*	29.5	27.3	21.9	15.0	11.9	15.0	21.4	26.4	28.2	29.1
110°	*22.3*	21.9	20.1	16.0	10.9	8.2	10.5	16.0	19.6	21.4	21.9

REPORT NUMBER: P895744
CATALOG NUMBER: CLCS15S-PC-5000K-40%

CANDELA DISTRIBUTION (continued):

	0°	5°	15°	25°	35°	45°	55°	65°	75°	85°	90°
112.5°	*17.8*	17.8	16.0	12.8	7.8	5.9	7.8	12.3	15.5	16.9	16.9
115°	*15.0*	15.0	13.7	10.0	6.4	5.0	6.4	10.0	13.2	14.1	14.1
117.5°	*11.9*	12.3	11.9	9.1	5.5	3.6	5.5	8.2	10.9	11.9	11.4
120°	*9.6*	10.0	10.9	8.7	5.0	3.2	5.0	8.2	10.0	9.6	9.6
122.5°	*9.1*	9.1	11.4	8.7	5.5	2.7	4.6	7.8	10.5	9.1	8.7
125°	*12.8*	12.8	10.9	6.8	3.2	2.3	2.7	5.9	10.0	11.4	11.4
127.5°	*10.0*	10.0	8.2	4.6	2.3	1.8	2.3	4.6	7.3	9.1	9.6
130°	*7.8*	7.3	5.5	3.2	1.8	1.4	1.8	3.2	4.6	5.9	6.4
132.5°	*4.1*	4.1	3.6	2.7	1.4	0.9	1.4	2.7	3.6	4.1	4.1
135°	*3.2*	3.2	2.7	2.3	1.4	0.5	1.4	2.3	2.7	3.2	3.2
137.5°	*2.7*	2.7	2.3	1.4	0.5	0.5	0.5	1.4	2.3	2.7	2.7
140°	*1.8*	1.8	1.8	0.9	0.5	0.5	0.5	0.9	1.4	1.8	1.8
142.5°	*1.4*	1.4	0.9	0.5	0.5	0.5	0.5	0.5	0.5	0.9	0.9
145°	*0.5*	0.5	0.5	0.5	0.5	0.5	0.5	0.5	0.5	0.5	0.5
147.5°	*0.0*	0.0	0.0	0.0	0.0	0.0	0.0	0.0	0.0	0.0	0.0
150°	*0.0*	0.0	0.0	0.0	0.0	0.0	0.0	0.0	0.0	0.0	0.0
152.5°	*0.0*	0.0	0.0	0.0	0.0	0.0	0.0	0.0	0.0	0.0	0.0
155°	*0.0*	0.0	0.0	0.0	0.0	0.0	0.0	0.0	0.0	0.0	0.0
157.5°	*0.0*	0.0	0.0	0.0	0.0	0.0	0.0	0.0	0.0	0.0	0.0
160°	*0.0*	0.0	0.0	0.0	0.0	0.0	0.0	0.0	0.0	0.0	0.0
162.5°	*0.0*	0.0	0.0	0.0	0.0	0.0	0.0	0.0	0.0	0.0	0.0
165°	*0.0*	0.0	0.0	0.0	0.0	0.0	0.0	0.0	0.0	0.0	0.0
167.5°	*0.0*	0.0	0.0	0.0	0.0	0.0	0.0	0.0	0.0	0.0	0.0
170°	*0.0*	0.0	0.0	0.0	0.0	0.0	0.0	0.0	0.0	0.0	0.0
172.5°	*0.0*	0.0	0.0	0.0	0.0	0.0	0.0	0.0	0.0	0.0	0.0
175°	*0.0*	0.0	0.0	0.0	0.0	0.0	0.0	0.0	0.0	0.0	0.0
177.5°	*0.0*	0.0	0.0	0.0	0.0	0.0	0.0	0.0	0.0	0.0	0.0
180°	*0.0*	0.0	0.0	0.0	0.0	0.0	0.0	0.0	0.0	0.0	0.0

Cooper Lighting Solutions Photometric Lab
1121 Highway 74 South
Peachtree City, GA 30269

LM-79-2019: Approved Method: Electrical and Photometric Measurements of Solid-State Lighting Products

Report Prepared for

Cooper Lighting Solutions

Lumark

Report Number: SP1-2405-118-3

Test Date: 07/18/2024

Luminaire Tested: CLCS40S-5000K-HIGH

Data in this report applies to families of products including CLCS40S-5000K-HIGH

Report Generated By FNC07603 / LDUCLS01DT446
Version: v7.04

Test Information

Test Method:	LM-79-2019
Report Number:	SP1-2405-118-3
Test Lab:	COOPER LIGHTING SOLUTIONS
Photometer:	SP1 - 76IN SPHERE
Measurement Geometry:	4π
Issue Date:	07/18/2024
Manufacturer:	COOPER LIGHTING SOLUTIONS
Product Line:	Lumark
Catalog Number:	**CLCS40S-5000K-HIGH**
Description:	120W LUMARK AP CANOPY SELECTABLE FIXTURE HIGHEST OUTPUT @5000K

Spectral Parameters

CCT (K):	4857	CRI (Ra):		81.9			
CIE u':	0.2111	R1:		80.4	R9:		8.5
CIE v':	0.4898	R2:		86.0	R10:		66.0
Duv:	0.0027	R3:		89.7	R11:		80.6
CIE x:	0.3499	R4:		82.2	R12:		52.5
CIE y:	0.3609	R5:		80.0	R13:		81.8
CIE z:	0.2892	R6:		80.1	R14:		94.3
Peak Wavelength (nm):	451	R7:		88.2	R15:		74.7
Dominant Wavelength (nm):	572	R8:		68.4			
Purity:	13.28172						

Rf:	82.4
Rg:	96.8

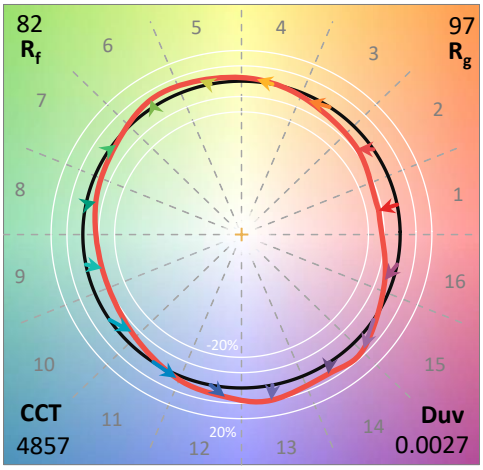

Test Conditions

Stabilization Time:	72M
Operation Time:	2H 12M
Sphere Temperature (°C):	24.0

Measurement and Test Equipment			
Instrument	Identification Number	Calibration Date	Calibration Due Date
Photometer	IN0058	6/18/2024	12/18/2024
Power Meter	INXT2011004	2/8/2024	2/8/2025
AC Power Source	IN0063	10/24/2023	10/24/2024
DC Power Source	IN0208	10/24/2023	10/24/2024
Sphere Thermometer	IN0085	10/24/2023	10/24/2024
Room Thermometer	IN0046	10/24/2023	10/24/2024

REPORT NUMBER: SP1-2405-118-3

CIE 1931 Chromaticity Diagram

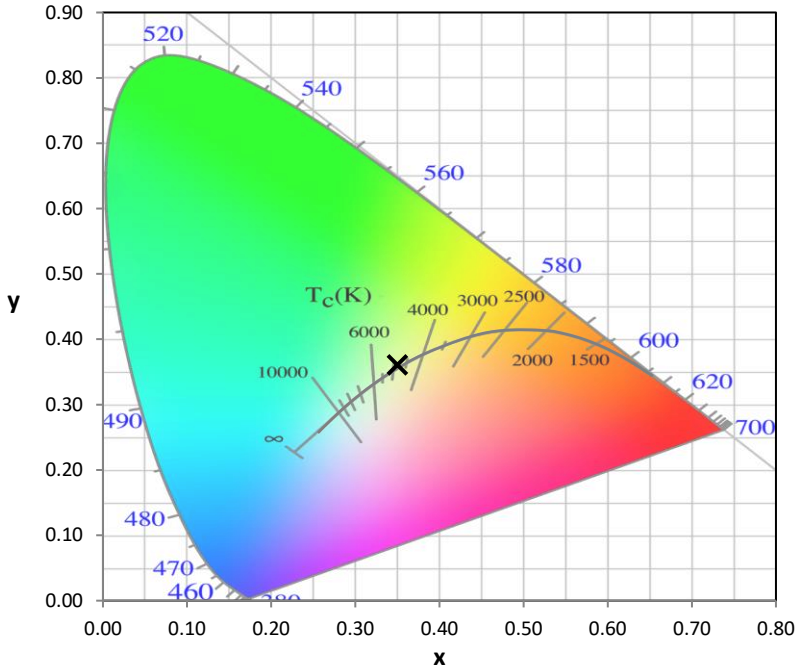

CIE 1931 Chromaticity Diagram with 2017 ANSI 7-Step and 4-Step Quadrangles

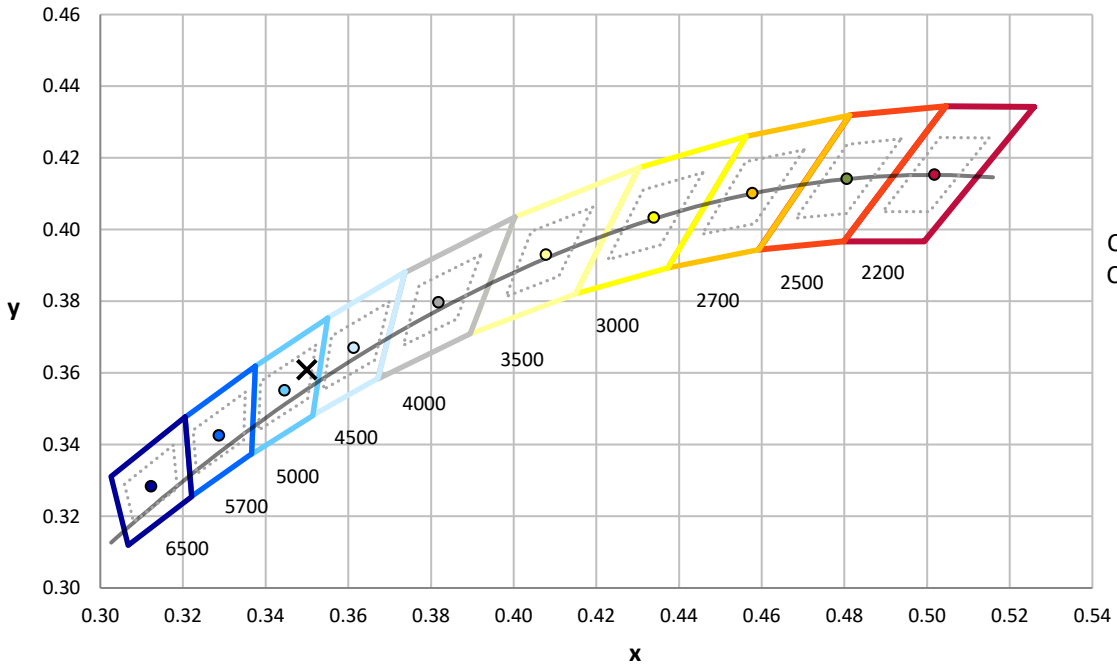

CCT = 4857K
CIE x = 0.3499
CIE y = 0.3609
Duv = 0.0027

Point lies inside the ANSI 5000K 4-step quadrangle

REPORT NUMBER: SP1-2405-118-3

Photopic Flux vs. Wavelength

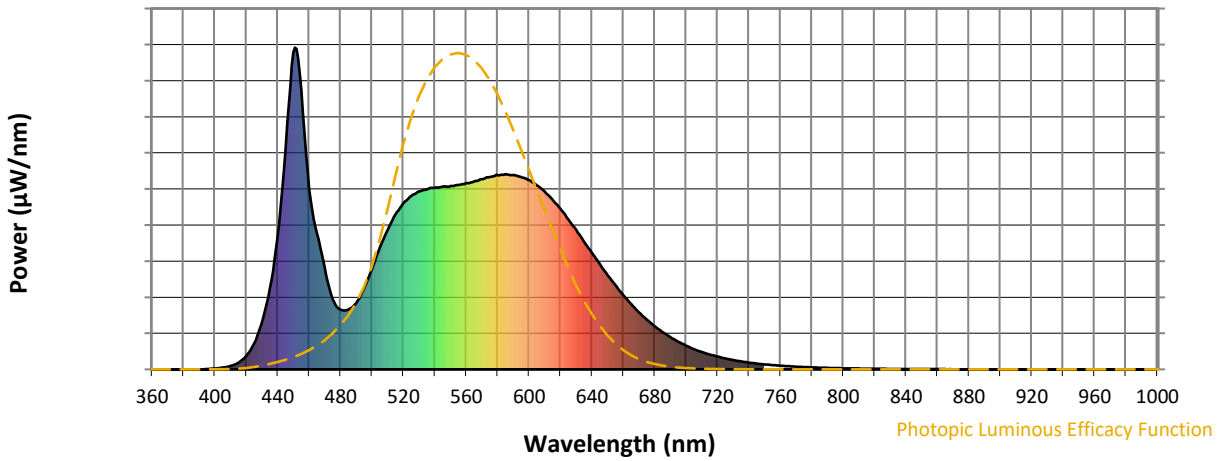

Photopic Lumens: NR

λ (nm)	Power W^/nm	Lumens (ϕ/nm)	λ (nm)	Power W^/nm	Lumens (ϕ/nm)	λ (nm)	Power W^/nm	Lumens (ϕ/nm)	λ (nm)	Power W^/nm	Lumens (ϕ/nm)	λ (nm)	Power W^/nm	Lumens (ϕ/nm)
360	0	NR	490	207	NR	620	498	NR	750	15	NR	880	0	NR
365	0	NR	495	252	NR	625	467	NR	755	13	NR	885	0	NR
370	0	NR	500	313	NR	630	433	NR	760	11	NR	890	0	NR
375	0	NR	505	378	NR	635	397	NR	765	10	NR	895	0	NR
380	0	NR	510	433	NR	640	362	NR	770	8	NR	900	0	NR
385	0	NR	515	481	NR	645	327	NR	775	7	NR	905	0	NR
390	0	NR	520	516	NR	650	293	NR	780	6	NR	910	0	NR
395	1	NR	525	538	NR	655	261	NR	785	5	NR	915	0	NR
400	3	NR	530	553	NR	660	231	NR	790	5	NR	920	0	NR
405	6	NR	535	560	NR	665	203	NR	795	4	NR	925	0	NR
410	11	NR	540	564	NR	670	177	NR	800	3	NR	930	0	NR
415	21	NR	545	568	NR	675	154	NR	805	3	NR	935	0	NR
420	42	NR	550	570	NR	680	134	NR	810	3	NR	940	0	NR
425	82	NR	555	573	NR	685	116	NR	815	2	NR	945	0	NR
430	146	NR	560	579	NR	690	100	NR	820	2	NR	950	0	NR
435	253	NR	565	584	NR	695	86	NR	825	2	NR	955	0	NR
440	414	NR	570	591	NR	700	73	NR	830	1	NR	960	0	NR
445	689	NR	575	598	NR	705	63	NR	835	1	NR	965	0	NR
450	986	NR	580	604	NR	710	54	NR	840	1	NR	970	0	NR
455	868	NR	585	607	NR	715	46	NR	845	1	NR	975	0	NR
460	563	NR	590	604	NR	720	40	NR	850	1	NR	980	0	NR
465	421	NR	595	598	NR	725	34	NR	855	1	NR	985	0	NR
470	311	NR	600	588	NR	730	29	NR	860	1	NR	990	0	NR
475	218	NR	605	572	NR	735	25	NR	865	1	NR	995	0	NR
480	185	NR	610	552	NR	740	21	NR	870	0	NR	1000	0	NR
485	186	NR	615	527	NR	745	18	NR	875	0	NR			

REPORT NUMBER: SP1-2405-118-3

Scotopic Flux vs. Wavelength

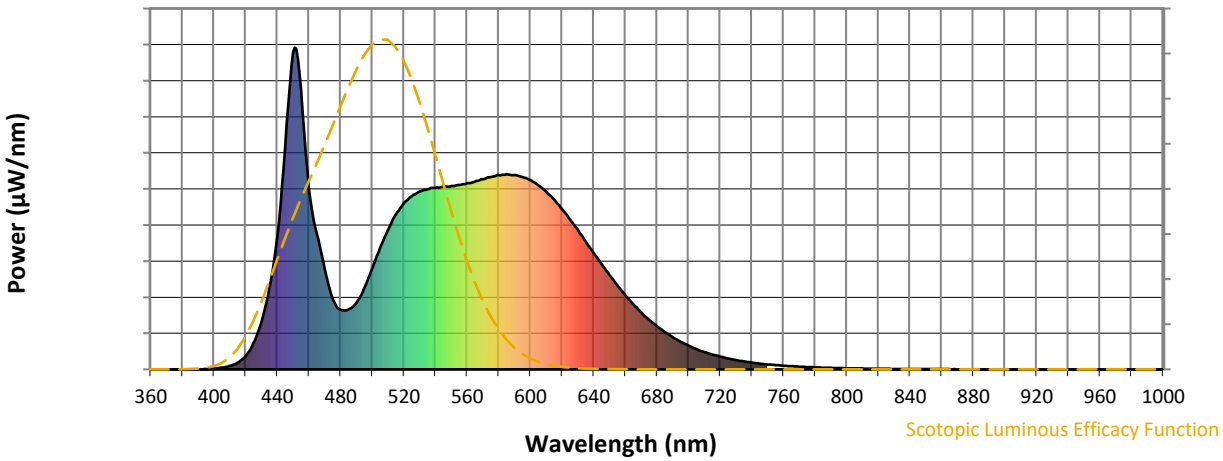

Scotopic Lumens: NR **S/P: 1.88**

λ (nm)	Power W^/nm	Lumens (ϕ/nm)	λ (nm)	Power W^/nm	Lumens (ϕ/nm)	λ (nm)	Power W^/nm	Lumens (ϕ/nm)	λ (nm)	Power W^/nm	Lumens (ϕ/nm)	λ (nm)	Power W^/nm	Lumens (ϕ/nm)
360	0	NR	490	207	NR	620	498	NR	750	15	NR	880	0	NR
365	0	NR	495	252	NR	625	467	NR	755	13	NR	885	0	NR
370	0	NR	500	313	NR	630	433	NR	760	11	NR	890	0	NR
375	0	NR	505	378	NR	635	397	NR	765	10	NR	895	0	NR
380	0	NR	510	433	NR	640	362	NR	770	8	NR	900	0	NR
385	0	NR	515	481	NR	645	327	NR	775	7	NR	905	0	NR
390	0	NR	520	516	NR	650	293	NR	780	6	NR	910	0	NR
395	1	NR	525	538	NR	655	261	NR	785	5	NR	915	0	NR
400	3	NR	530	553	NR	660	231	NR	790	5	NR	920	0	NR
405	6	NR	535	560	NR	665	203	NR	795	4	NR	925	0	NR
410	11	NR	540	564	NR	670	177	NR	800	3	NR	930	0	NR
415	21	NR	545	568	NR	675	154	NR	805	3	NR	935	0	NR
420	42	NR	550	570	NR	680	134	NR	810	3	NR	940	0	NR
425	82	NR	555	573	NR	685	116	NR	815	2	NR	945	0	NR
430	146	NR	560	579	NR	690	100	NR	820	2	NR	950	0	NR
435	253	NR	565	584	NR	695	86	NR	825	2	NR	955	0	NR
440	414	NR	570	591	NR	700	73	NR	830	1	NR	960	0	NR
445	689	NR	575	598	NR	705	63	NR	835	1	NR	965	0	NR
450	986	NR	580	604	NR	710	54	NR	840	1	NR	970	0	NR
455	868	NR	585	607	NR	715	46	NR	845	1	NR	975	0	NR
460	563	NR	590	604	NR	720	40	NR	850	1	NR	980	0	NR
465	421	NR	595	598	NR	725	34	NR	855	1	NR	985	0	NR
470	311	NR	600	588	NR	730	29	NR	860	1	NR	990	0	NR
475	218	NR	605	572	NR	735	25	NR	865	1	NR	995	0	NR
480	185	NR	610	552	NR	740	21	NR	870	0	NR	1000	0	NR
485	186	NR	615	527	NR	745	18	NR	875	0	NR			

REPORT NUMBER: SP1-2405-118-3

Melanopic Flux vs. Wavelength

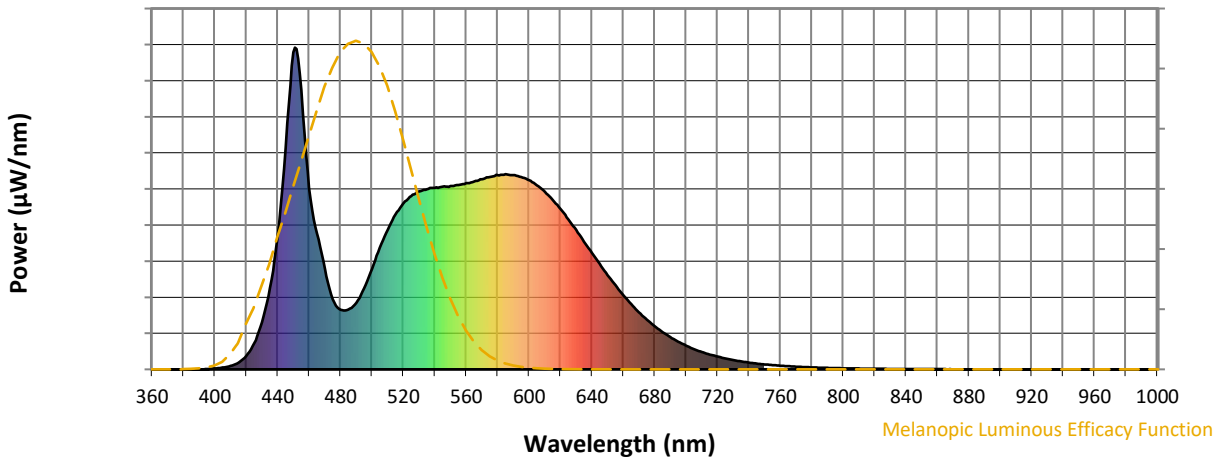

Melanopic Lumens: NR **M/P: 3.92**

λ (nm)	Power W^/nm	Lumens (ϕ/nm)	λ (nm)	Power W^/nm	Lumens (ϕ/nm)	λ (nm)	Power W^/nm	Lumens (ϕ/nm)	λ (nm)	Power W^/nm	Lumens (ϕ/nm)	λ (nm)	Power W^/nm	Lumens (ϕ/nm)
360	0	NR	490	207	NR	620	498	NR	750	15	NR	880	0	NR
365	0	NR	495	252	NR	625	467	NR	755	13	NR	885	0	NR
370	0	NR	500	313	NR	630	433	NR	760	11	NR	890	0	NR
375	0	NR	505	378	NR	635	397	NR	765	10	NR	895	0	NR
380	0	NR	510	433	NR	640	362	NR	770	8	NR	900	0	NR
385	0	NR	515	481	NR	645	327	NR	775	7	NR	905	0	NR
390	0	NR	520	516	NR	650	293	NR	780	6	NR	910	0	NR
395	1	NR	525	538	NR	655	261	NR	785	5	NR	915	0	NR
400	3	NR	530	553	NR	660	231	NR	790	5	NR	920	0	NR
405	6	NR	535	560	NR	665	203	NR	795	4	NR	925	0	NR
410	11	NR	540	564	NR	670	177	NR	800	3	NR	930	0	NR
415	21	NR	545	568	NR	675	154	NR	805	3	NR	935	0	NR
420	42	NR	550	570	NR	680	134	NR	810	3	NR	940	0	NR
425	82	NR	555	573	NR	685	116	NR	815	2	NR	945	0	NR
430	146	NR	560	579	NR	690	100	NR	820	2	NR	950	0	NR
435	253	NR	565	584	NR	695	86	NR	825	2	NR	955	0	NR
440	414	NR	570	591	NR	700	73	NR	830	1	NR	960	0	NR
445	689	NR	575	598	NR	705	63	NR	835	1	NR	965	0	NR
450	986	NR	580	604	NR	710	54	NR	840	1	NR	970	0	NR
455	868	NR	585	607	NR	715	46	NR	845	1	NR	975	0	NR
460	563	NR	590	604	NR	720	40	NR	850	1	NR	980	0	NR
465	421	NR	595	598	NR	725	34	NR	855	1	NR	985	0	NR
470	311	NR	600	588	NR	730	29	NR	860	1	NR	990	0	NR
475	218	NR	605	572	NR	735	25	NR	865	1	NR	995	0	NR
480	185	NR	610	552	NR	740	21	NR	870	0	NR	1000	0	NR
485	186	NR	615	527	NR	745	18	NR	875	0	NR			

REPORT NUMBER: SP1-2405-118-3

TM-30-18

Summary

R_f = 82.4
R_g = 96.8
CIE R_a = 81.9
R_9 = 8.5

Spectral Power Distribution Comparison

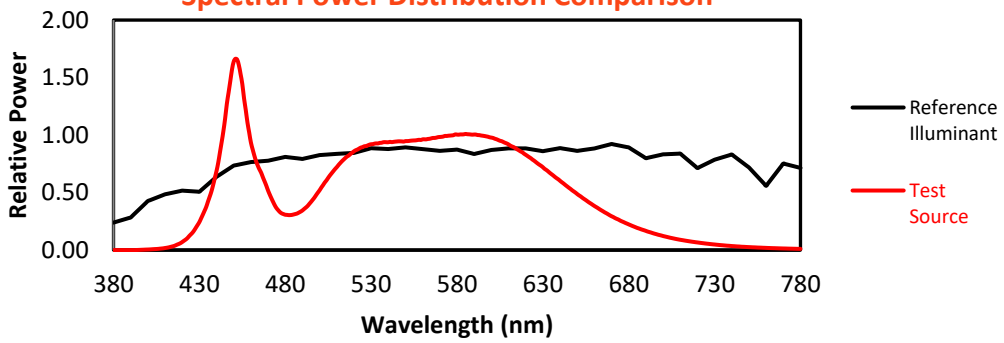

Color Vector Graphics

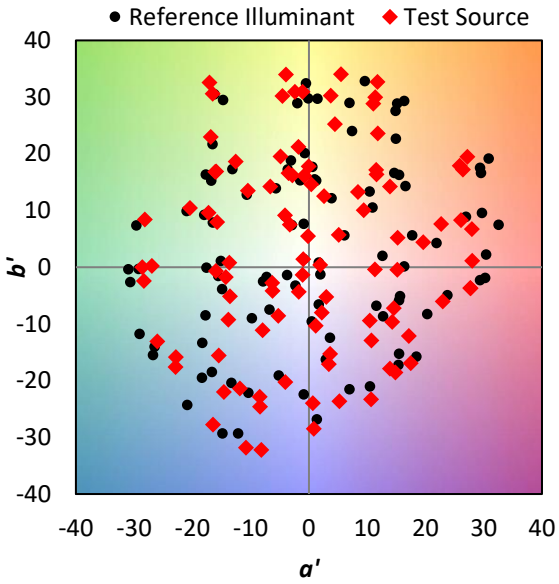

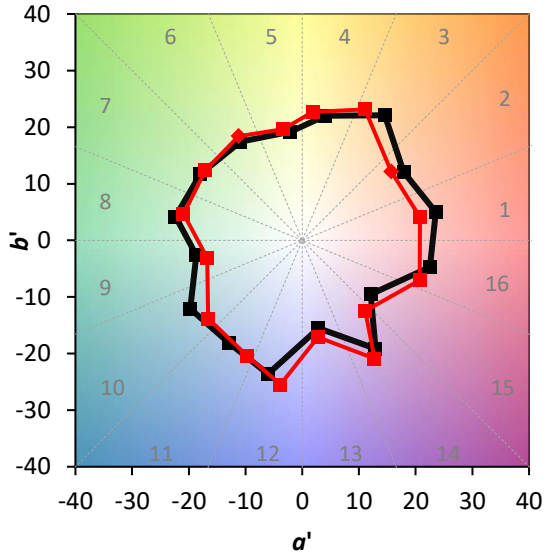

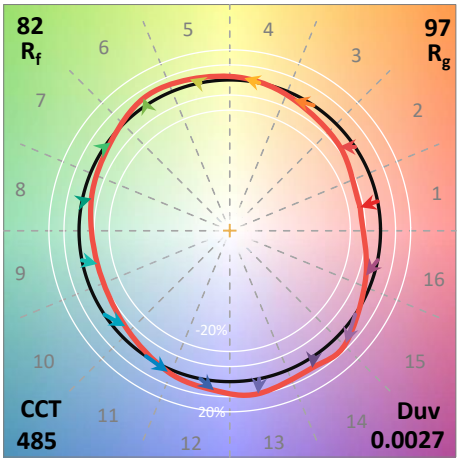

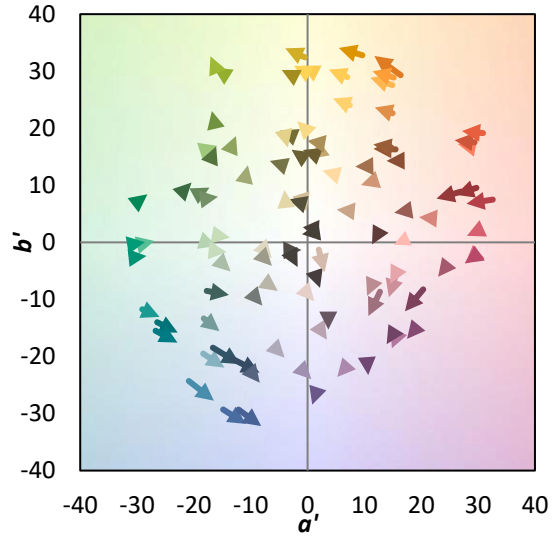

Individual Sample Fidelity Index ($R_{f,i}$)

CES01 = 85	CES26 = 76	CES51 = 95	CES76 = 67
CES02 = 60	CES27 = 92	CES52 = 94	CES77 = 77
CES03 = 30	CES28 = 87	CES53 = 88	CES78 = 66
CES04 = 69	CES29 = 81	CES54 = 90	CES79 = 88
CES05 = 47	CES30 = 95	CES55 = 89	CES80 = 84
CES06 = 50	CES31 = 82	CES56 = 84	CES81 = 84
CES07 = 40	CES32 = 74	CES57 = 84	CES82 = 93
CES08 = 39	CES33 = 89	CES58 = 84	CES83 = 94
CES09 = 29	CES34 = 80	CES59 = 91	CES84 = 90
CES10 = 73	CES35 = 88	CES60 = 91	CES85 = 80
CES11 = 56	CES36 = 85	CES61 = 88	CES86 = 80
CES12 = 62	CES37 = 86	CES62 = 85	CES87 = 83
CES13 = 42	CES38 = 96	CES63 = 82	CES88 = 88
CES14 = 74	CES39 = 97	CES64 = 77	CES89 = 79
CES15 = 71	CES40 = 93	CES65 = 73	CES90 = 89
CES16 = 46	CES41 = 99	CES66 = 72	CES91 = 73
CES17 = 49	CES42 = 85	CES67 = 69	CES92 = 67
CES18 = 56	CES43 = 84	CES68 = 76	CES93 = 80
CES19 = 71	CES44 = 99	CES69 = 81	CES94 = 65
CES20 = 64	CES45 = 91	CES70 = 70	CES95 = 73
CES21 = 85	CES46 = 90	CES71 = 62	CES96 = 83
CES22 = 77	CES47 = 94	CES72 = 88	CES97 = 91
CES23 = 91	CES48 = 87	CES73 = 62	CES98 = 85
CES24 = 90	CES49 = 88	CES74 = 92	CES99 = 76
CES25 = 71	CES50 = 95	CES75 = 63	

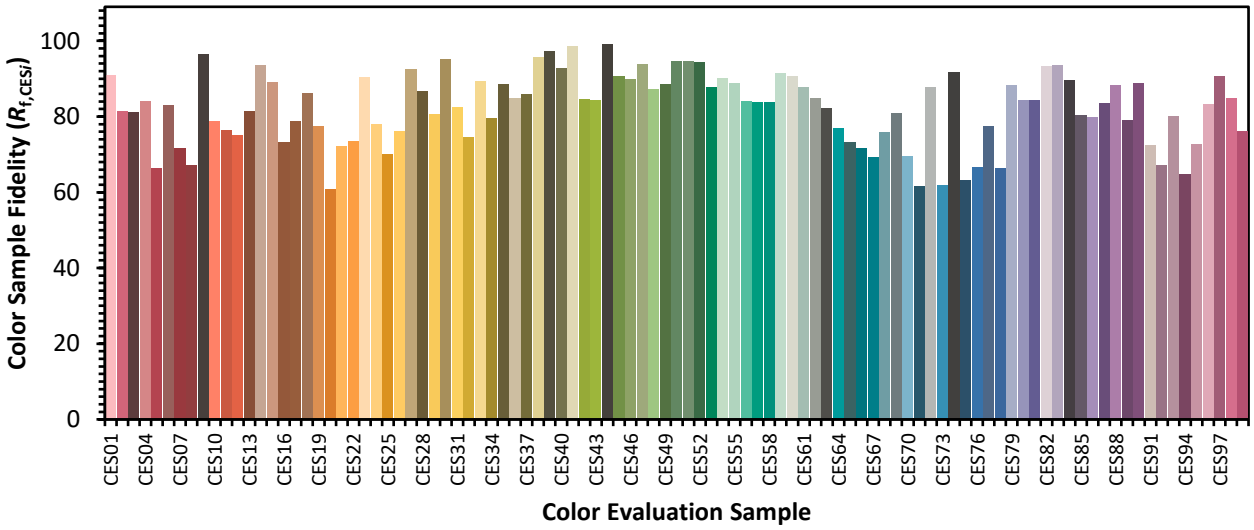

Color Rendition by Hue-Angle Bin

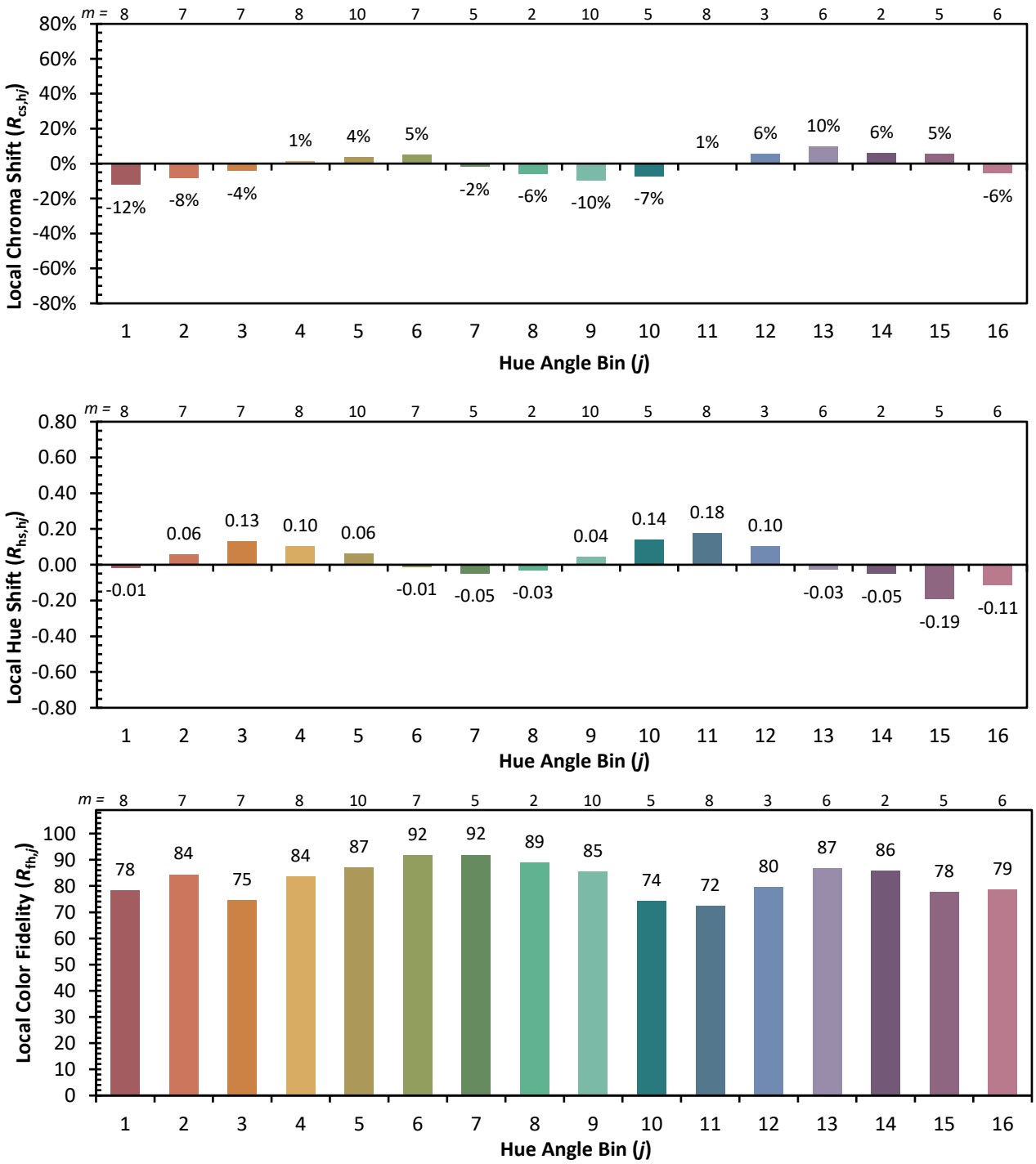

Measure Comparisons

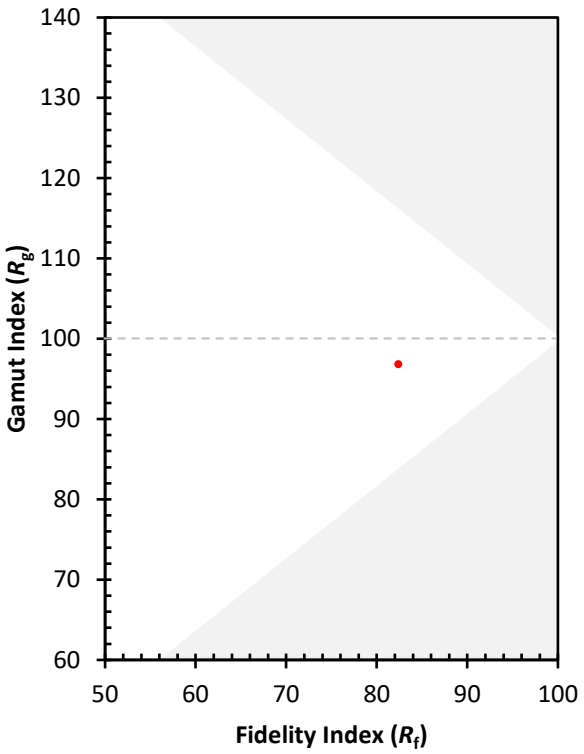

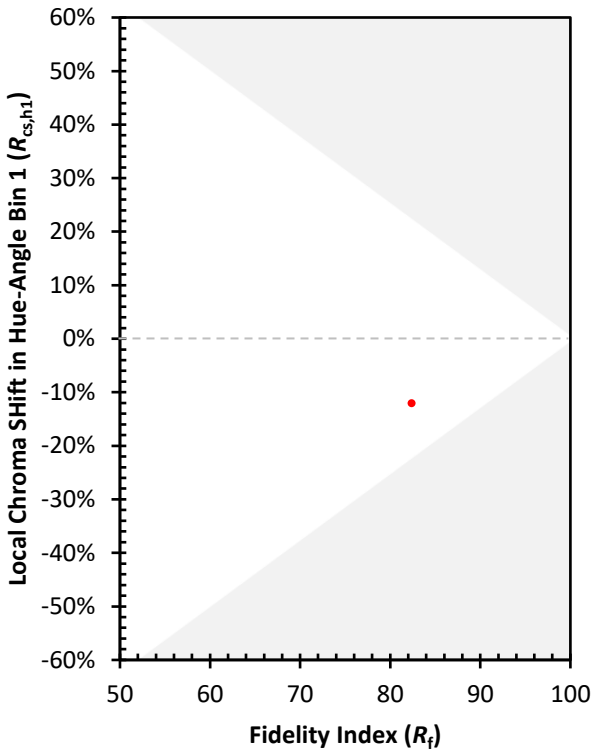

(END OF REPORT)